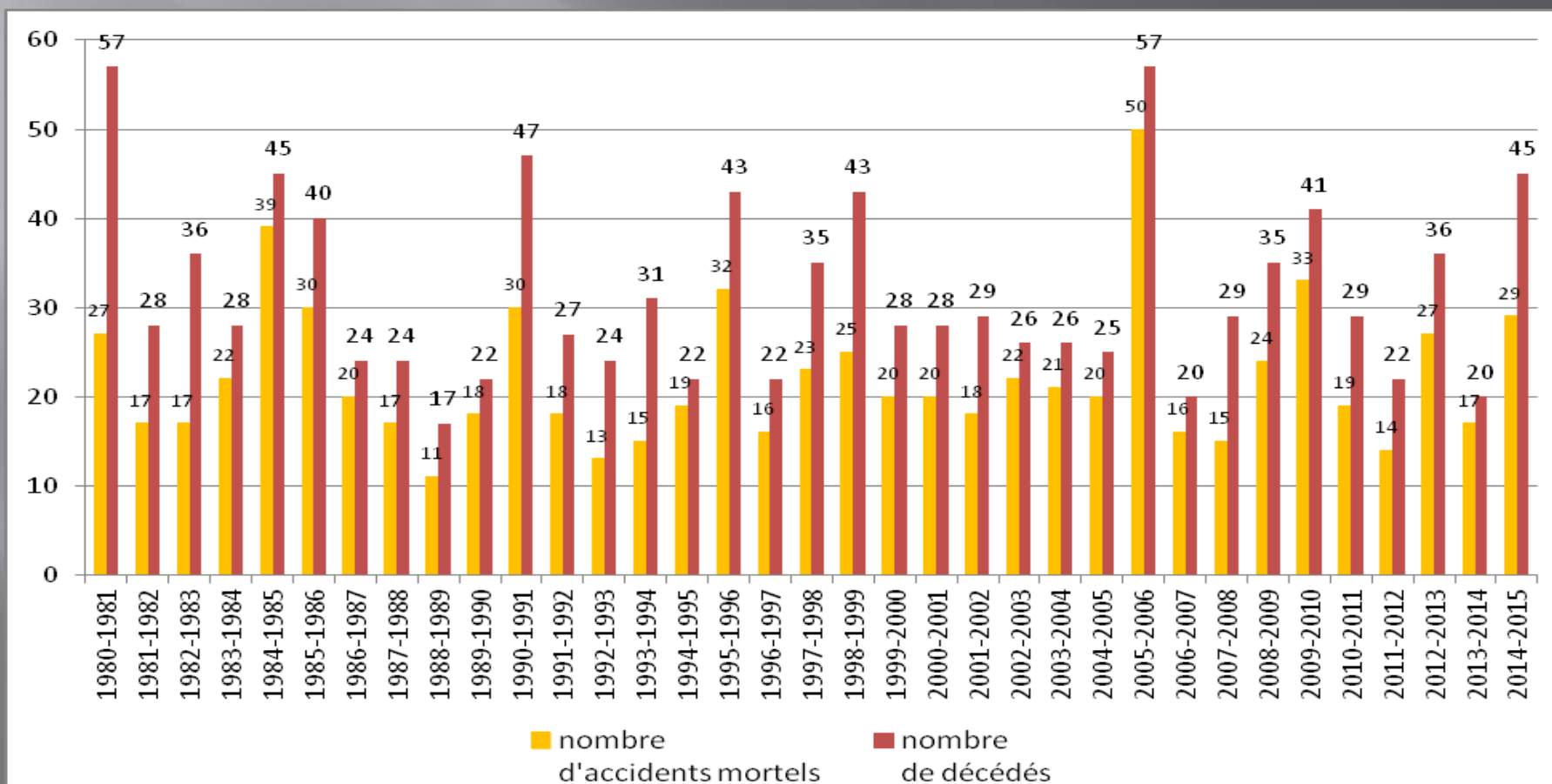


# Avalanche accident in France 2014 – 2015



## One of the « worst » year since 1980


- 134 people caught
- 29 fatal accidents (10 years average = 22)
- 45 fatalities (10 years average = 32)
- 25 skitourers
- 10 off piste skiers or snowboarders
- 8 mountaineers
- 2 other activities



Some explanations to these « bad » figures ?

We had:

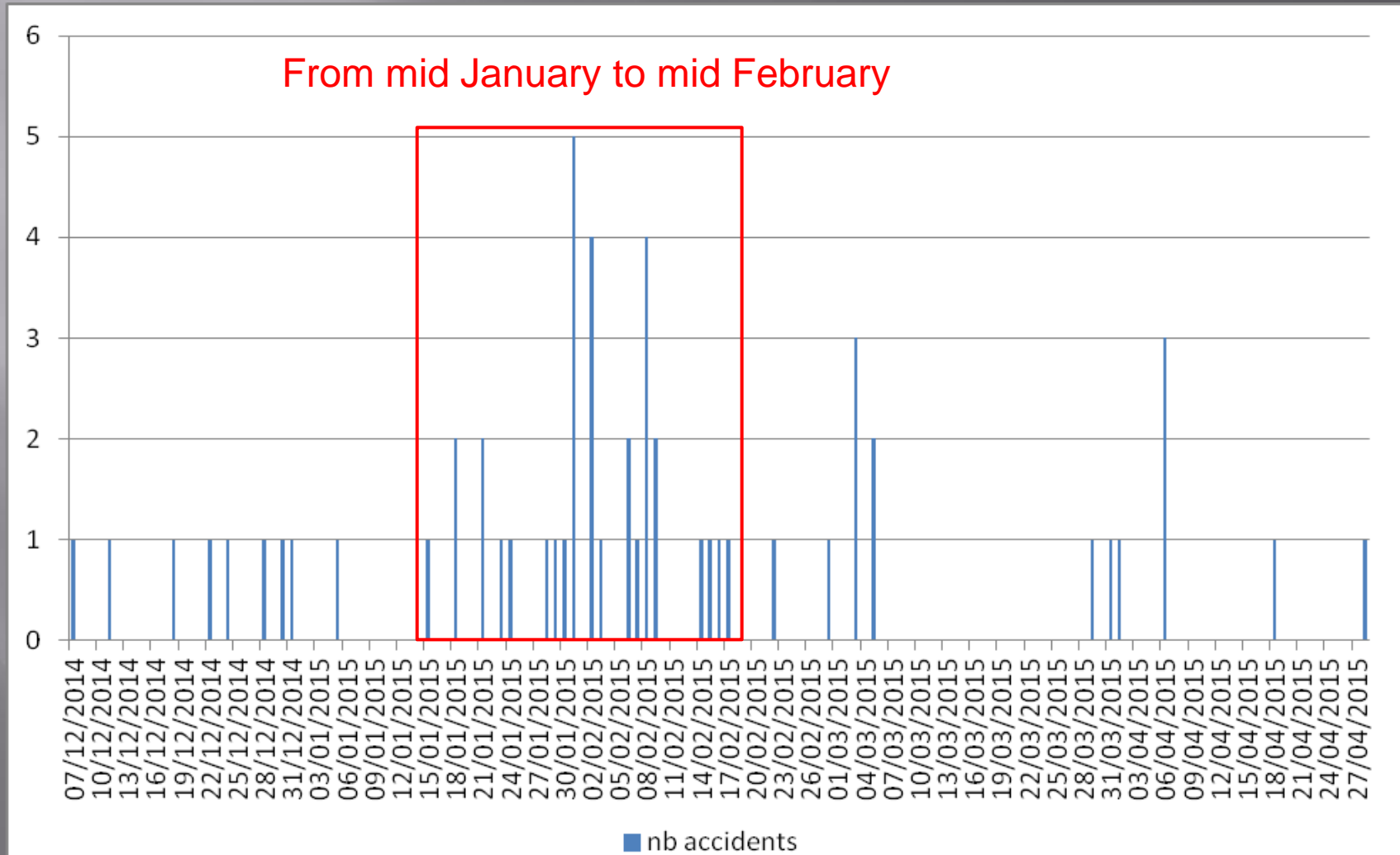
- ✓ homogeneous weak layers in the snowpack on large uncommon surface  
(at least uncommon for the recreationnists and their representation of danger)



Some explanations to these « bad » figures ?

AND we also had:

- ✓ a long period of general instability and good skiing conditions



Some explanations to these « bad » figures ?

AND we also had:

- ✓ dramatic accidents:
  - January 24: 6 skitourers





Some explanations to these « bad » figures ?

AND we also had:

- ✓ dramatic accidents:
  - January 24th: 6 skitourers
  - April 1st: 3 skitourers (12 involved)



Some explanations to these « bad » figures ?

AND we also had:

✓ dramatic accidents:

- January 24th: 6 skitourers
- April 1st: 3 skitourers
- September 15th: 7 alpinists (8 involved)



Thank you for your attention ...

